

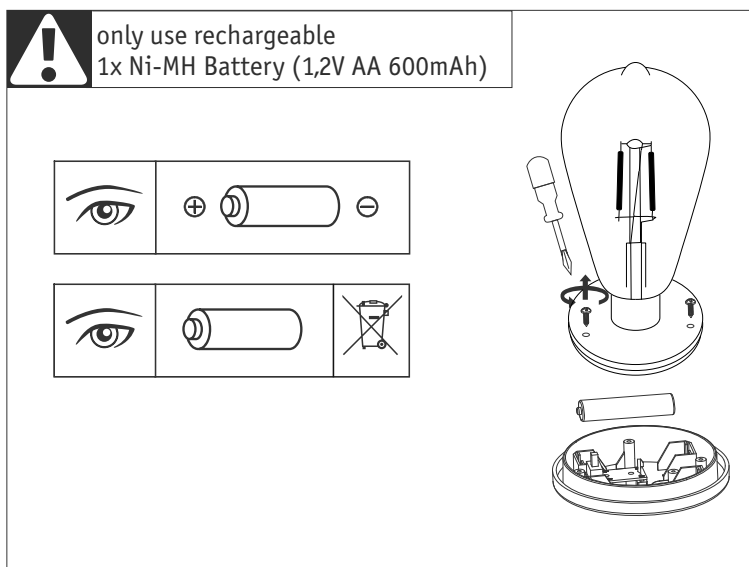
Instruction Manual

- * Please remove all packing before using.
- * Put the switch in the position ON.
- * Make sure solar lamp stays in direct sun light.
- * At dusk the lamp automatically switches on.
- * When the battery is fully charged, the lamp will illuminate for 6 ~ 8 hours.
- * In winter time and during unfavorable weather this time can be shorter.

- * If the lamp doesn't work, please check the following:
 - check the solar cell for damage.
 - Make sure the lamp is not in the shadow during the day.
- * The product is not a toy. Don't let children play within.



**UK
CA**




Electronic devices are recyclable waste and must not be disposed of in the household waste. Always dispose of the product according to the relevant statutory regulations. Remove the rechargeable battery and dispose of it separately from the product.




You are required by law to return all used batteries (Battery directive). Batteries must not be placed in household waste. Used batteries can be returned to local collection points or battery retailer. You thus fulfil your statutory obligations and contribute to the protection of the environment.



CE conformity marking
The manufacturer shall certify with an EC declaration of conformity, that the product complies with all applicable European Community Directives.

 = **D** Altgeräte dürfen nicht in den Restmüll. Sie können bei öffentlichen Sammelstellen von Entsorgungsträgern abgegeben werden. Altbatterien und Alttakkumulatoren, sowie Lampen, die zerstörungsfrei aus dem Altgerät entnommen werden können, sind vor der Abgabe an eine Erfassungsstelle von dem Altgerät zu trennen. Vertreiber sind im Rahmen von § 17 Absatz 1 und 2 ElektroG zur unentgeltlichen Rücknahme dieses Produktes verpflichtet. Endnutzer von Altgeräten müssen eigenverantwortlich für die Löschung personenbezogener Daten auf den zu entsorgenden Altgeräten sorgen.

 www.paulmann.com