



P



Paulmann



URail System 230 V

Bring light to wherever you need it






URail: Your ideas, your light, your system

The 1-phase rail system for flexible lighting design in every living space

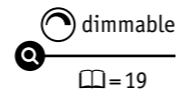
With URail, you have full flexibility in lighting design and can bring light wherever you need it: Modern pendant luminaires above the dining table, flexible spots for targeted illumination of shelves, pictures and workspaces or panels for uniform room illumination with warm white or neutral white light.

Whether in stylish chrome matt, timeless signal white or as a statement in black, URail offers you individual lighting design with a length of up to 40 meters and well over 100 spotlights, pendants and smart accessories. The URail system connects directly to the power outlet – no transformer needed!



URail Spots

Dimmable spots with non-replaceable LED



Spot Dipper

incl. 2x8 W
2x790 lm, ● 2.700 K
∠ 83°
∓170 ⇄375 ∓26 mm

CM 95469

Spot Cube

incl. 1x8 W
720 lm, ● 2.700 K
∠ 65°
∓165 ⇄77 ∓47 mm

CM 95510

Spot Arena

incl. 1x15,1 W
1.500 lm, ● 2.700 K
∠ 84°
∓191 ⇄123 ∓78 mm

B 96924

CM 95446

SW 94899

incl. 1x15,1 W
1.600 lm, ○ 4.000 K
∠ 82°
∓181 ⇄123 ∓78 mm

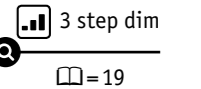
B 96942

CM 96814

SW 94900

URail Spots

Dimming spots in three steps using light switch with non-replaceable LED



Spot Circle 3Step-Dim

incl. 1x5 W
550 lm, ● 3.000 K
∠ 90°
∓147 ⇄98 ∓50 mm

B 95589

CM 95587

SW 95703

incl. 1x5 W
460 lm, ○ 4.000 K
∠ 90°
∓147 ⇄98 ∓50 mm

B 95595

CM 95593

SW 95704

Spot Tubo 3Step-Dim

incl. 1x4 W
416 lm, ● 3.000 K
∓196 ⇄42 ∓105 mm

B 95592

CM 95590

SW 94889

incl. 1x4 W
460 lm, ○ 4.000 K
∓196 ⇄42 ∓105 mm

B 95598

CM 95596

SW 94890



Spot Aldan

incl. 1x8 W
720 lm, ● 2.700 K
∠ 65°
∓170 ∅98 mm

B 96927

CM 95519

SW 94897

incl. 1x8 W
770 lm, ○ 4.000 K
∠ 64°
∓170 ∅98 mm

B 96812

CM 96810

SW 94898

Spot Capsule II

incl. 1x6,3 W
545 lm, ● 2.700 K
∠ 30°
∓210 ⇄80 ∓80 mm

CM 95455

Spot Circle

incl. 1x5 W
540 lm, ● 2.700 K
∠ 90°
∓147 ⇄98 ∓50 mm

B 96915

SW 94891

incl. 1x5 W
580 lm, ○ 4.000 K
∠ 90°
∓147 ⇄98 ∓50 mm

B 96939

CM 96799

SW 94892



Spot Circle

incl. 1x5 W
500 lm, ● 2.700 K
∠ 90°
∓147 ⇄98 ∓50 mm

CM 95271

Spot Tubo

incl. 1x4,5 W
480 lm, ● 3.000 K
∓196 ⇄42 ∓105 mm


B 96917

CM 95506

incl. 1x4,5 W
500 lm, ○ 4.000 K
∓196 ⇄42 ∓105 mm

B 96940

CM 96800



Spot Sphere

incl. 1x7 W
625 lm, ● 2.700 K
∠ 72°
∓183 ⇄119,8 ∓32 mm

B 96938

CM 96936

Spot Pane

incl. 1x7,4 W
650 lm, ● 3.000 K
∠ 45°
∓197 ⇄86 mm

SW 94893

incl. 1x7,4 W
680 lm, ○ 4.000 K
∠ 45°
∓197 ⇄86 mm

SW 94894



Spot Circle WhiteSwitch

incl. 5 W, 410 lm,
3.000-4.000 K, ∠ 90°
∓147 ⇄98 ∓50 mm

B 96545

CM 96543

Spot Aldan WhiteSwitch

incl. 1x8 W, 720 lm,
2.700-6.500 K, ∠ 65°
∓179 ⇄82 ∓99 mm

B 96771

CM 96769

SW 96770

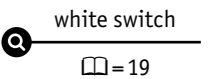


URail Spots (non-dimmable)

Spots with non-replaceable LED

URail Spots WhiteSwitch

Spots with white tone control for light switches with non-replaceable LED



URail Spots lamp not included

Choose your own lamp!



Spot Cone

max. 10W, GU10
 ⌀180 ø85 ⌀90 mm

B 96925

CM 97613

SW 94884

Spot Pipe

max. 10W, GU10
 ⌀150 ø65 ⌀100 mm

CM 97612

Spot Pure I

max. 10W, GU10
 ⌀110 ⇄58 ⇄66 mm

CM 95329

Spot Pure II

max. 10W, GU10
 ⌀100 ⇄50 ⇄35 mm

B 96911

CM 95331

Spot Cover

max. 10W, GU10
 ⌀140 ⇄58 ⇄90 mm

B 96926

CM 95335

SW 94880

Spot Tube

max. 10W, GU10
 ⌀113 ø65 mm

B 96918

CM 96962

SW 94883



Spot Luxe

max. 10W, GU10
 ⌀163 ⇄90 ⇄65 mm

B 95633

CM 95631

SW 95632

Spot Salt

max. 10W, GU10
 ⌀113 ⇄45 ⇄35 mm

B 95636

CM 95634

SW 95635

Spot Runa

max. 10W, GU10
 ⌀133 ⇄60 ⇄35 mm

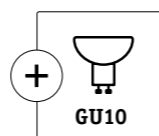
B 95621

CM 95619

SW 95620



Spot Pure I and Spot Runa with adjustable outer cover for GU10 lamps of different lengths



Perfect match



Spot Blossom

max. 10W, G9
 ⌀128 ⇄74 ⇄115 mm

B 96966

CM 95337

SW 94881

Spot Blossom

max. 10W, G9
 ⌀128 ⇄74 ⇄115 mm

CM 95338

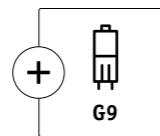
Spot Blossom

max. 10W, G9
 ⌀128 ⇄74 ⇄115 mm

B 96967

CM 95339

SW 95700



Perfect match



LED Panel (non-dimmable)

Planar light – for exceptionally uniform basic lighting

The innovative URail LED panels emit low-glare planar light, which is all the rage right now. They can be installed both on the wall and on the ceiling. And they provide the same sort of light as you would expect from a small window.



Panel Loop

incl. 1×8W
 800 lm, 2.700 K
 ⌀35 ⇄380 ⇄110 mm

B 96920

CM 95319



Ceiling luminaires

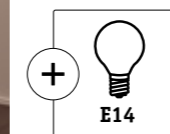
Choose your own lamp!



Ceiling Globe Small

max. 10W, E14
 ⌀320 ø200 mm

CM 97602



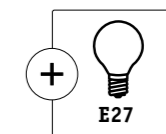
Ceiling Socket

max. 20W, E27
 ⌀96 ø55 mm

B 94975

CM 94973

SW 95702



Perfect match

With non-replaceable LED – dimmable



Topa

incl. 1×5,2W
 400 lm, 2.700 K
 ⌀73 ø80 ⇄80 mm

95502



Topa

incl. 1×4,9W
 440 lm, 4.000 K
 ⌀73 ø80 ⇄80 mm

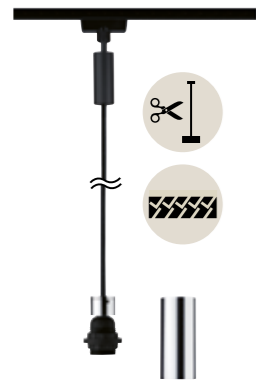
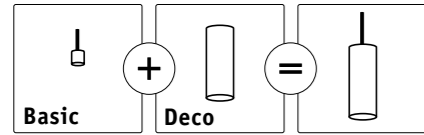
96809



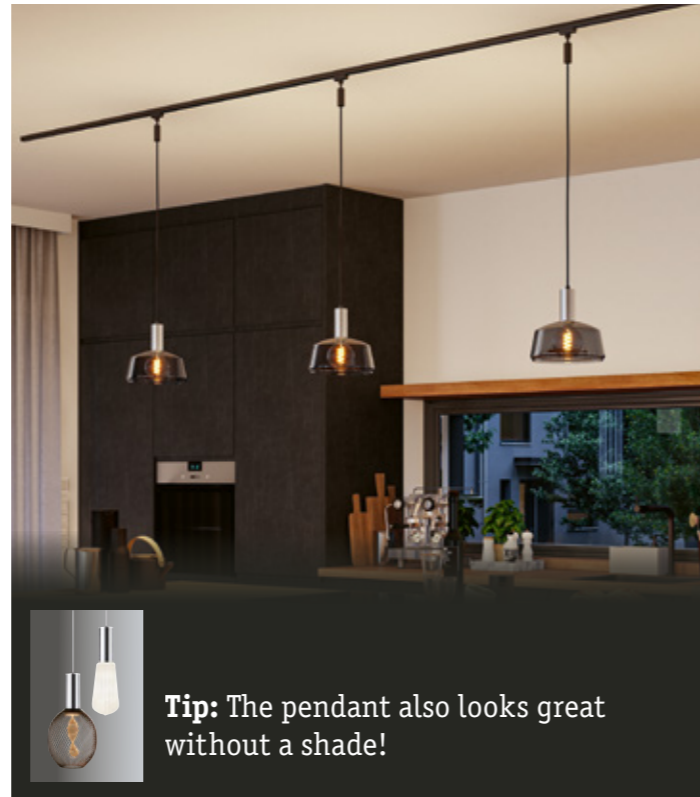
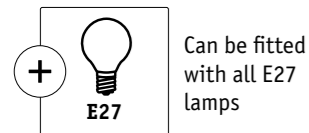
□ = 19

2Easy Pendant Luminaires

Simply add an E27 lamp to the basic pendant and select your favourite shade to match.



2Easy Basic Pendulum
 max. 20W, E27
 ⌀150 cm
B 96919
CM 95436
SW 94887



Shades made from high-quality fabric...

natural wood...



Valerio

⌀180 ø100 mm
95608
 ⌘ Grau
 ☒ Fabric

95609

⌘ Anthracite
 ☒ Fabric

Verona

⌀200 ⇄250 ø130 mm
95610
 ⌘ Grey
 ☒ Fabric



Vitus

⌀300 ø110 mm
95613
 ⌘ Wood
 ☒ Wood

elegant metal...



Pom

⌀240 ø350 mm
95438
 ⌘ White matt
 ☒ Metal

Pirm

⌀230 ø280 mm
95440
 ⌘ Grey matt
 ☒ Metal

Pien

⌀230 ø250 mm
95442
 ⌘ Beige
 ☒ Metal

Tallis

⌀170 ø160 mm
95611
 ⌘ White matt
 ☒ Metal

95612

⌘ Black matt
 ☒ Metal

Biraha

⌀290 ø120 mm
95614
 ⌘ Anthracite
 ☒ Metal

or special glass.



Vento

⌀280 ø170 mm
95354
 ⌘ Opal
 ☒ Glass

Neila

⌀124 ø230 mm
95605
 ⌘ Smoke glass
 ☒ Glass

Raja

⌀210 ø100 mm
95606
 ⌘ Opal
 ☒ Glass

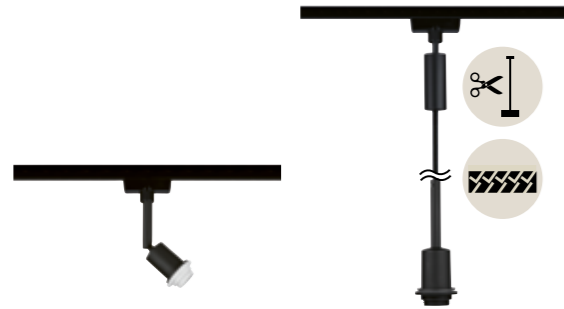
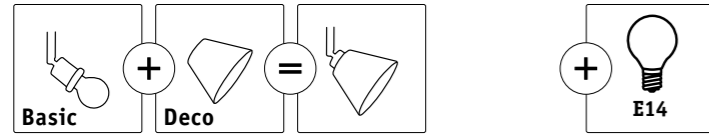
95607

⌘ Smoke glass
 ☒ Glass



DecoSystems LED spots/ pendant luminaires

Simply fit the spot with an E14 lamp and
choose a shade you like.



Basic-Spot

max. 20W, E14
∅163 ∅44mm

B 96913
CM 96968
SW 94882

Basic-Pendulum

max. 20W, E14
∅135cm ∅44mm

B 96912
CM 96969
SW 94886



Stunning glass shades...



Wolbi

max. 50W

∅80 ∅90mm

60011
Dichroic Glass

Vento

max. 50W

∅95 ∅80mm

95359
Smoke glass
Glass

Wolbi

max. 50W

∅80 ∅90mm

60007
White Glass

Vento

max. 50W

∅95 ∅80mm

95358
Satin Glass

Wolbi

max. 50W

∅70 ∅90mm

60055
Opal Glass

... and metal shades



Alvaro

∅170 ∅144mm

95602
Chrome/White
Metal

95603
White/Gold
Metal

95604
Black/Gold
Metal

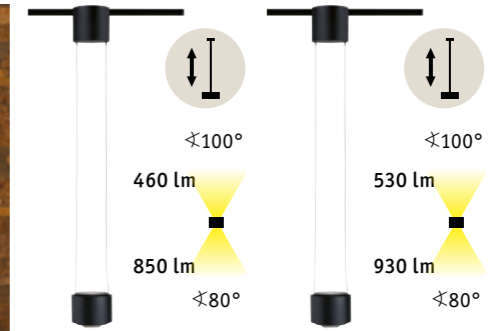


LED complete pendant

LED included – the perfect lighting for your coffee table or dining table.

The pendants can be shortened.

dimable
= 19



Pendulum Aldan


incl. 1×8,5 / 1×4,5W
850 + 460lm,
2.700K
∅85mm ∅20-150cm
∅98mm

B 94972
CM 95520
SW 94903

Pendulum Aldan

incl. 1×8,5 / 1×4,5W
930 + 530lm,
4.000K
∅85mm ∅20-150cm
∅98mm

B 96813
CM 96811
SW 94904



Incl. insertable diffuser



Pendulum Capsule II

incl. 1×6,3W
545lm, 2.700K
∅130cm ∅87mm

B 96808
CM 95457

Pendulum Arido II

incl. 1×5W
540lm, 2.700K
∅200mm ∅158cm ∅110mm

CM 94998

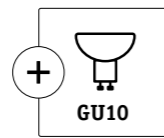
Pendant luminaires

Without lamp, can be shortened

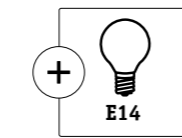
Choose your own lamp!



Pendulum Catalejo
max. 10W, GU10
↑383 mm ↑160 cm
ø65 mm
B 96818
CM 96958
SW 94888



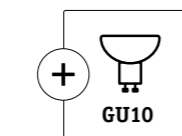
Pendulum Sarrasani
max. 20W, E14
↑140 cm ø140 mm
B 96976



Pendulum Sarrasani
max. 20W, E14
↑140 cm ø140 mm
B 96974
CM 96972
SW 94885



Pendulum Runa
max. 10W, GU10
↑118 cm ø35 mm
B 95624
CM 95622
SW 95623



Pendulum Cover
max. 10W, GU10
↑122 cm ø65 mm
B 95627
CM 95625
SW 95626

Pendulum Cone
max. 10W, GU10
↑121 cm ø84 mm
B 95630
CM 95628
SW 95629

Pendant Runa with adjustable outer cover for GU10 lamps of different lengths

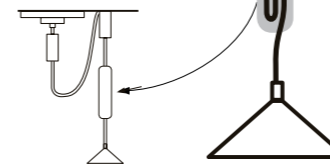


Pendant accessories



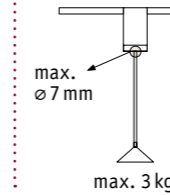
Cable Cover
↑135 ø26 mm
B 95657
CM 97474
SW 95656

Pendant adapters for shortening without cutting. The pendant cable is wound up inside the adapter (max. 1 m)



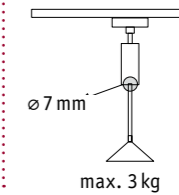
Universal Pendant Adapter
↑106 ø62 mm
B 95553

For the integration of pendants without a URail connection.



Universal Pendant Adapter
↑100 ø27 mm
B 96914
CM 95551
SW 95655

For the integration of pendants without a URail connection.



Single Spot Base

Adapter for any type of URail Spot

- Allows the installation of URail Spots and pendants without the need for an additional rail system
- Mounted directly on the power outlet
- Luminaires in the same design are a great addition for rooms with existing rail system.



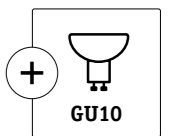
Single Spot-Base
max. 50W
230V
↑35,5 ø100 mm
B 96822
CM 96820

Starter Set with 3 Spots

Get started now and get creative! Includes power infeed, 1 m rail, connector and three spots without lamps




Starter Set Cover
max. 3x10W, GU10
↔1,2 m
CM 95462



Starter Set

Suitable for all pendants and spots. Includes flexible power infeed, 3 x 1 m rail and two connectors



Basicsystem
max. 1.000 W
↔3,1 m
CM 95016

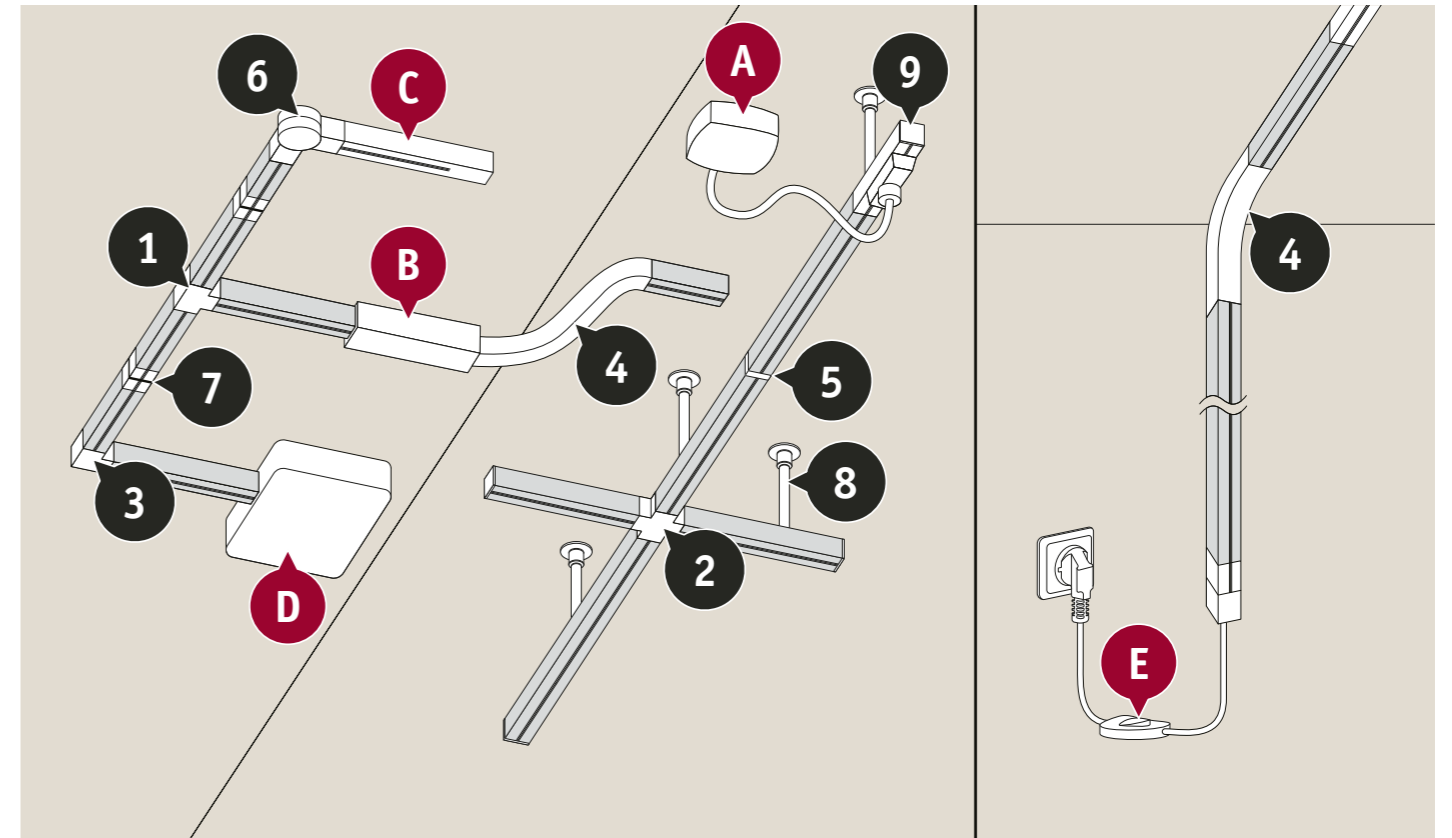
Rail lighting on the wall

The URail system is not just great for ceilings, but now is also available for wall mounting!



This innovative solution offers ideal indoor lighting in a minimalist design. The URail power supply with switch enables power to be supplied via sockets for wall applications. You can mount the system both horizontally and vertically on the wall. Please note that this wall application is not suitable for spots designed exclusively for ceiling mounting.

Configure your customised URail system



Power infeeds*

A to **E**

*Additional line connectors are required to use a power infeed

Rails

● 0.1 m to 2 m

Available in: Chrome matt, signal white and black matt

Connectors

① to ⑦

Accessories

⑧ to ⑨



Cable Feed
max. 1000 W
∅18 ∅18 mm ∅2 m

Line connector
not incl.



B 95660
CM 95658
SW 95659

GU10 Lamp

Find the right lamp for your selected spot in the matching system colour



LED Reflector GU10

460 lm, 2.700 K
∅54 ∅51 mm

B 29148
CM 28753
SW 28752

460 lm, 4.000 K
∅54 ∅51 mm

B 28754
CM 28756
SW 28755

LED Reflector GU10 High Power

750 lm, 2.700 K
∅54 ∅51 mm

B 29166
CM 29168
SW 29170

750 lm, 4.000 K
∅54 ∅51 mm

B 29167
CM 29169
SW 29171

LED Reflector GU10

460 lm, 2.700 K
∅56 ∅51 mm

SW 28577

URail Planning Aid

A great way to design your customised rail system

Choose spots and pendants

☐ = 4-12

All you need are the spots, panels and pendants of your choice – which you can choose on the previous pages.

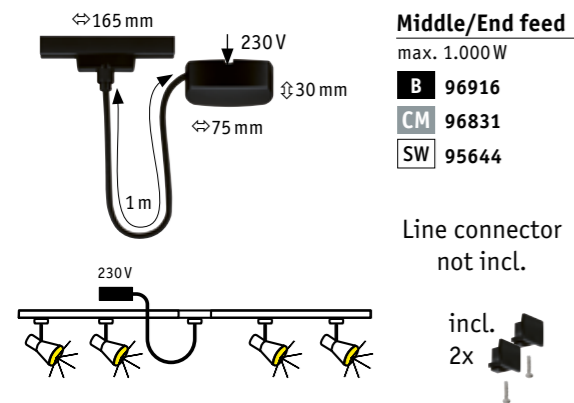
Choose rails

Track	↔ 0,1 m	↔ 0,5 m	↔ 1 m	↔ 1,5 m	↔ 2 m
max. 1000 W, 230 V ∅18 ∅18 mm	B 96902 CM 95086 SW 95637	B 96903 CM 96854 SW 95638	B 96904 CM 96833 SW 95639	B 95666 CM 95665 SW 95640	B 96905 CM 96834 SW 95641

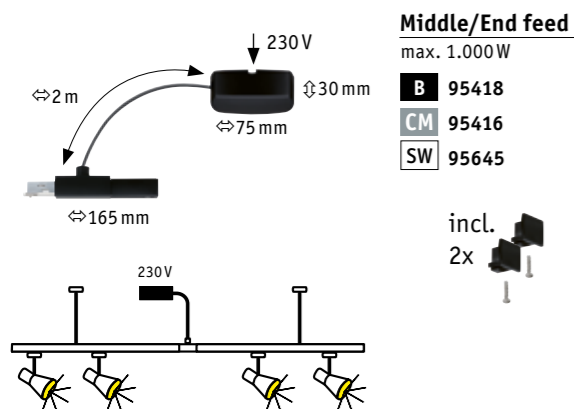
Select power supply ...

The power infeed is placed on your 230V power outlet. From here, you can either lay your rails in one direction with an end feed, or in two directions with a middle feed.

A Middle/End power feed with cable

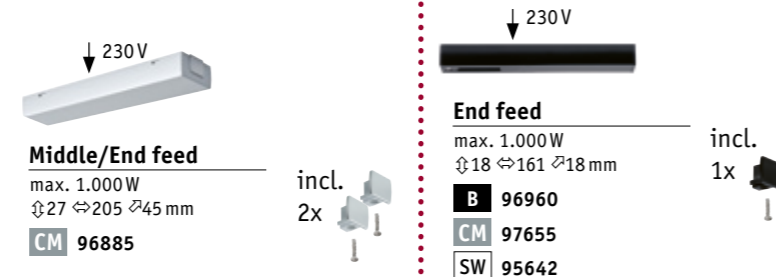


A Middle/End power feed with cable




Suitable for suspended rail systems

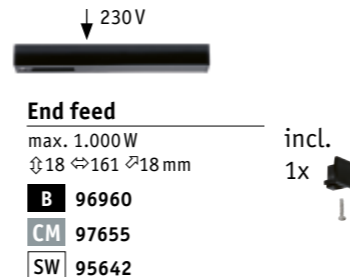
B Middle/End power feed



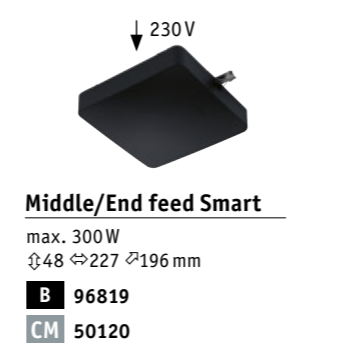
B Middle feed




C End power feed



D Smart end power feed



E Cable feed with switch



... and choose connectors

This product lets you connect the rails to the infeed and to other rails.

<p>1</p> <p>T-Connector ∅18 ∅104 ∅62 mm B 96907 CM 97656 SW 95647</p> <p>incl. 1x</p>	<p>3</p> <p>L-Connector ∅18 ∅62 ∅62 mm B 96906 CM 97648 SW 95646</p>	<p>6</p> <p>Angle Connector ∅18 ∅157 ∅36 mm B 96909 CM 96964 SW 95649</p>
<p>2</p> <p>X-Connector ∅18 ∅104 ∅104 mm B 96908 CM 97657 SW 95648</p> <p>incl. 2x</p>	<p>4</p> <p>Flex Connector II max. 1000 W ∅18 ∅227 ∅18 mm B 96910 CM 95325 SW 95650</p>	<p>7</p> <p>Power isolating link ∅18 ∅70 ∅18 mm B 95652 CM 95140 SW 95651</p>
<p>5</p> <p>Line Connector ∅15 ∅70 ∅11 mm B 95136</p>		

Add matching accessories

<p>9</p> <p>Universal Endcap ∅18 ∅13 ∅21 mm B 96961 CM 95496 SW 95653</p>	<p>Safety Cover strip ∅10 mm ∅0,68 m W 95126 B 95415</p>	<p>Cover Connector-Inlay ∅10 mm ∅0,7 m B 95554 SA 95661</p>
<p>8</p> <p>Suspension 105 mm ∅105 ∅23 mm B 96994 CM 97599 SW 95654</p>	<p>8</p> <p>Suspension ∅125/250 ∅18 mm B 95149</p>	<p>8</p> <p>Suspension Cable 2000 mm ∅2000 ∅18 mm B 95150</p>

Illuminated LED connectors
Dimmable, non-replaceable LED

URail smart controls

URail Smart system components can make continuously dimmable URail luminaires smart-controllable. Not compatible with smart lamps.

URail Smart 1st Generation



Middle/End feed Smart

max. 300 W
 ⚡48 ⇄227 ⚡196 mm
B 96819
CM 50120



Dimm/Switch Controller Smart

max. 400 W
 ⚡35 ⇄155 ⚡56 mm
B 96815
CM 50050



Spot Adapter Smart

max. 50 W
 ⚡50 ⇄166 ⚡20 mm
B 95524
CM 96893



Middle feed Smart

max. 100 W
 ⚡304 ⇄21 ⚡18 mm
B 95669
CM 95667
SW 95668



Dim/Switch Smart

max. 50 W
 ⚡240 ⇄21 ⚡18 mm
B 95675
CM 95673
SW 95674



Spot Adapter Smart

max. 20 W
 ⚡50 ⇄178 ⚡20 mm
B 95678
CM 95676
SW 95677



Cable Middle/End feed Smart

max. 100 W
 ⚡30 ⇄165 mm
B 95672
CM 95670
SW 95671



Spot Luxe Smart

incl. 1x4,8 W, 350 lm, 2.200–6.500 K
 ⚡163 ⇄90 ⚡65 mm
B 95664
CM 95662
SW 95663



LED Reflector GU10 Smart

350 lm, 4,8 W, 2.200–6.500 K
B 29148
CM 29149
SW 29147
 3er Set **B** 29153

Spots with standard fittings can be fitted with smart lamps and the URail system can also be used with smart control.

Remote controls

Remote controls are suitable both for controlling URail Smart components and for controlling smart lamps.



Basic Remote

⚡125 ⇄35 ⚡10 mm
B 50141

For switching and dimming, as well as setting the white tones for a Smart Home system.



Gent 2 Smart Remote

incl. 2x CR2032
 ⚡137 ⇄45 ⚡13 mm
B 50140

For switching and dimming, as well as setting the white tone and colour for a Smart Home system.

Ready for

- Paulmann smik Gateway
- Amazon Echo Smart Speaker with Zigbee interface
- Philips Hue Bridge 2 (except for: Hue Entertainment)
- Paulmann Gent 2 remote control
- Paulmann Basic remote control

Voice and app control with Zigbee 3.0 Gateway

Direct control

More info:

www.paulmann.com/zb


Lighting control



Dimmable

Continuously variable dimming without changing the light colour.*

*For selecting the dimmer
 *Please read our item descriptions on www.paulmann.com to help choose the right dimmer for your purposes



3-step dim

3-step dimming: pressing a standard light switch cycles through the three dimming levels.



White switch

Select from two white tones (warm white or neutral white) by pressing an existing commercial light switch.



White switch

Pressing an existing standard light switch cycles through three different white tones (warm white, neutral white or daylight white).

URail

Distribute LED spotlights and pendants throughout your home

Introduce various forms of lighting to your home using just a single power infeed. Give the different areas of a room their own unique atmosphere while maintaining a harmonious overall impression. Connect a total of up to 40 metres of rail and 1000 watts of lighting output. URail is a mains voltage system (230 V) and therefore does not require a transformer as it is connected directly to the mains. Spotlights and pendants can be easily moved along the rails – perfect for large dinner parties. You can dim your system with clever accessories – no wall-mounted dimmer switch necessary. You can also integrate it into Smart Home systems.

Depending on the height of your ceiling, you can choose between two types of installation: the rails can be mounted on spacers or directly on the ceiling.



Visit us at YouTube!

We use short videos to show you how to light up your home.

www.youtube.com/PaulmannLighting



More information about URail in the info portal

<https://www.paulmann.com/info-urail-flyer/>

