



P

Paulmann



URail System 230 V

Bring light to wherever you need it







URail: Your ideas, your light, your system

The 1-phase rail system for flexible lighting design in every living space

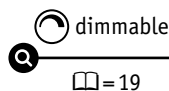
With URail, you have full flexibility in lighting design and can bring light wherever you need it: Modern pendant luminaires above the dining table, flexible spots for targeted illumination of shelves, pictures and workspaces or panels for uniform room illumination with warm white or neutral white light.

Whether in stylish chrome matt, timeless signal white or as a statement in black, URail offers you individual lighting design with a length of up to 40 meters and well over 100 spotlights, pendants and smart accessories. The URail system connects directly to the power outlet – no transformer needed!



URail Spots

Dimmable spots with non-replaceable LED





Spot Dipper
incl. 2x8W
2x652 lm, 2.700 K
⤵ 83°
⤴170 ⤵375 ⤴26 mm
CM 95469



Spot Sabik
incl. 1x9 / 1x4W
800 + 390 lm, 2.700 K
⤴225 ⤴117 ⤴62 mm
CM 94979




Spot Cube
incl. 1x8W
770 lm, 2.700 K
⤵ 65°
⤴165 ⤵77 ⤴47 mm
B 96923
CM 95510




Spot Arena
incl. 1x15W
1.180 lm, 2.700 K
⤵ 84°
⤴191 ⤴123 ⤴78 mm
B 96924
CM 95446
SW 94899

Spot Arena
incl. 1x15,5W
1.550 lm, 4.000 K
⤵ 82°
⤴181 ⤴123 ⤴78 mm
B 96942
CM 96814
SW 94900




Spot Aldan
incl. 1x9W
820 lm, 2.700 K
⤵ 65°
⤴170 ⤴98 mm
B 96927
CM 95519
SW 94897



Spot Capsule II
incl. 1x6W
420 lm, 2.700 K
⤵ 30°
⤴210 ⤴80 ⤴80 mm
B 96807
CM 95455


Spot Capsule II
incl. 1x8W
770 lm, 4.000 K
⤵ 64°
⤴170 ⤴98 mm
B 96812
CM 96810
SW 94898

Spot Capsule II
incl. 1x6,3W
580 lm, 4.000 K
⤵ 30°
⤴210 ⤴80 ⤴80 mm
B 96805
CM 96803




Spot Circle
incl. 1x5W
425 lm, 3.000 K
⤵ 90°
⤴147 ⤴98 ⤴50 mm
B 96915
CM 96799
SW 94891

Spot Circle
incl. 1x5W
425 lm, 4.000 K
⤵ 90°
⤴147 ⤴98 ⤴50 mm
B 96939
SW 94892



Spot Sphere
incl. 1x7,4W
500 lm, 2.700 K
⤵ 72°
⤴183 ⤴119,8 ⤴32 mm
B 96938
CM 96936

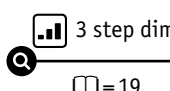



Spot Pane
incl. 1x7,4W
650 lm, 3.000 K
⤵ 45°
⤴197 ⤴86 mm
SW 94893

Spot Pane
incl. 1x7,4W
680 lm, 4.000 K
⤵ 45°
⤴197 ⤴86 mm
SW 94894


URail Spots

Dimming spots in three steps using light switch with non-replaceable LED







Spot Circle 3Step-Dim
incl. 1x5W
355 lm, 3.000 K
⤵ 90°
⤴147 ⤴98 ⤴50 mm
B 95589
CM 95587




Spot Circle 3Step-Dim
incl. 1x5W
380 lm, 4.000 K
⤵ 90°
⤴147 ⤴98 ⤴50 mm
B 95595
CM 95593



Spot Tubo 3Step-Dim
incl. 1x5W
330 lm, 3.000 K
⤴196 ⤴42 ⤴105 mm
B 95592
CM 95590
SW 94889




Spot Tubo 3Step-Dim
incl. 1x5W
380 lm, 4.000 K
⤴196 ⤴42 ⤴105 mm
B 95598
CM 95596
SW 94890




URail Spots (non-dimmable)

Spots with non-replaceable LED



Spot Circle
incl. 1x5W
308 lm, 2.700 K
⤵ 90°
⤴147 ⤴98 ⤴50 mm
CM 95271



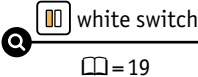
Spot Tubo
incl. 1x5W
415 lm, 3.000 K
⤴196 ⤴42 ⤴105 mm
B 96917
CM 95506


Spot Tubo
incl. 1x4,5W
500 lm, 4.000 K
⤴196 ⤴42 ⤴105 mm
B 96940
CM 96800




URail Spots WhiteSwitch

Spots with white tone control for light switches with non-replaceable LED





Spot Circle WhiteSwitch
370 lm,
3.000-4.000 K, ⤵ 90°
⤴147 ⤴98 ⤴50 mm
B 96545
CM 96543



Spot Aldan WhiteSwitch
incl. 1x8W, 500 lm,
2.700-6.500 K, ⤵ 65°
⤴179 ⤴82 ⤴99 mm
B 96771
CM 96769
SW 96770



URail Spots lamp not included

Choose your own lamp!




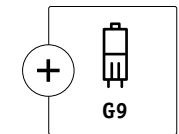
Spot Cone max. 10 W, GU10 ⌀180 ø85 ⌀90 mm B 96925 CM 97613 SW 94884	Spot Pipe max. 10 W, GU10 ⌀150 ø65 ⌀100 mm CM 97612 SW 95363	Spot Pure I max. 10 W, GU10 ⌀110 ⇄58 ⇄66 mm CM 95329 SW 95330	Spot Pure II max. 10 W, GU10 ⌀100 ⇄50 ø35 mm B 96911 CM 95331	Spot Cover max. 10 W, GU10 ⌀140 ⇄58 ⇄90 mm B 96926 CM 95335 SW 94880	Spot Tube max. 10 W, GU10 ⌀113 ø65 mm B 96918 CM 96962 SW 94883
--	---	--	--	---	--



Spot Luxe max. 10 W, GU10 ⌀163 ⇄90 ⇄65 mm B 95633 CM 95631 SW 95632	Spot Salt max. 10 W, GU10 ⌀113 ⇄45 ⇄35 mm B 95636 CM 95634 SW 95635	Spot Runa max. 10 W, GU10 ⌀133 ⇄60 ⇄35 mm B 95621 CM 95619 SW 95620
--	--	--



Spot Blossom max. 10 W, G9 ⌀128 ⇄74 ⇄115 mm B 96966 CM 95337 SW 94881	Spot Blossom max. 10 W, G9 ⌀128 ⇄74 ⇄115 mm CM 95338	Spot Blossom max. 10 W, G9 ⌀128 ⇄74 ⇄115 mm B 96967 CM 95339
--	---	---



LED Panel (non-dimmable)

Planar light – for exceptionally uniform basic lighting

The innovative URail LED panels emit low-glare planar light, which is all the rage right now. They can be installed both on the wall and on the ceiling. And they provide the same sort of light as you would expect from a small window.



Panel Loop incl. 1×7 W 812 lm, 2.700 K ⌀35 ⇄380 ⇄110 mm B 96920 CM 95319
--



Ceiling luminaires



Choose your own lamp!

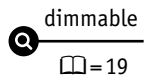


 Ceiling Globe Small max. 10 W, E14 ⌀320 ø200 mm CM 97602 	 Ceiling Socket max. 20 W, E27 ⌀96 ø55 mm B 94975 CM 94973 	  Perfect match
---	--	---

With non-replaceable LED – dimmable

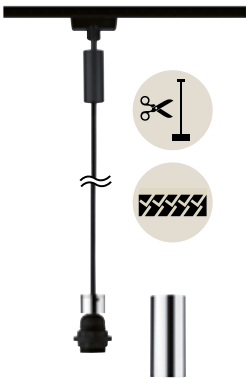
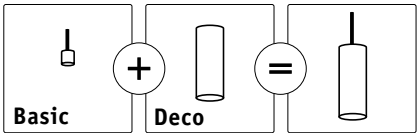


 Topa incl. 1×5,2 W 400 lm, 2.700 K ⌀73 ø80 ⇄80 mm 95502	 Topa incl. 1×4,9 W 440 lm, 4.000 K ⌀73 ø80 ⇄80 mm 96809
---	---

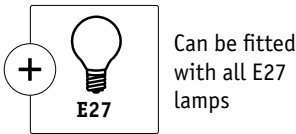


2Easy Pendant Luminaires

Simply add an E27 lamp to the basic pendant and select your favourite shade to match.



2Easy Basic Pendulum
max. 20W, E27
150 cm
B 96919
CM 95436
SW 94887



Tip: The pendant also looks great without a shade!



Shades made from high-quality fabric...

natural wood...



Valerio
180 100 mm
95608
Grey
Fabric



95609
Anthracite
Fabric



Verona
200 250 130 mm
95610
Grey
Fabric



Vitus
300 110 mm
95613
Oak Wood

elegant metal...



Pom
240 350 mm
95438
Matt white
Metal



Pirm
230 280 mm
95440
Grey matt
Metal



Pien
230 250 mm
95442
Beige matt
Metal



Tallis
170 160 mm
95611
White matt
Metal



95612
Black matt
Metal



Biraha
290 120 mm
95614
Anthracite
Metal

or special glass.



Vento
280 170 mm
95351
Clear Glass



Vento
280 170 mm
95354
Opal Glass



Drio
280 152 mm
95352
Smoke glass
Glass



Neila
124 230 mm
95605
Smoke glass
Glass



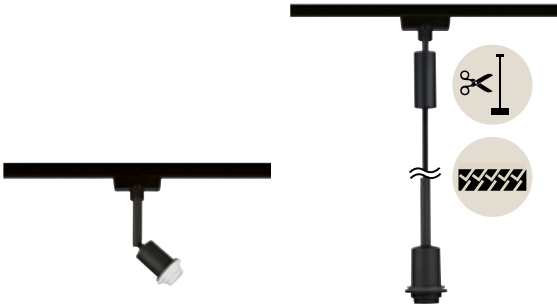
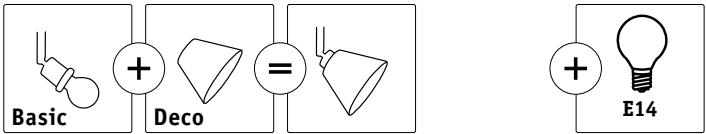
Raja
210 100 mm
95606
Opal glass
Glass



95607
Smoke glass
Glass

DecoSystems LED spots/
pendant luminaires

Simply fit the spot with an E14 lamp and
choose a shade you like.



Basic-Spot
max. 20W, E14
163 ø44mm
B 96913
CM 96968
SW 94882

Basic-Pendulum
max. 20W, E14
135 cm ø44mm
B 96912
CM 96969
SW 94886



Stunning glass shades...



Wolbi
max. 50W
80 ø90 mm
60011
Dichroic Glass




Vento
max. 50W
95 ø80 mm
95359
Smoke glass
Glass



Wolbi
max. 50W
80 ø90 mm
60007
White Glass



Vento
max. 50W
95 ø80 mm
95358
Satin Glass



Wolbi
max. 50W
70 ø90 mm
60055
Opal Glass

... and metal shades



Alvaro
170 ø144 mm
95602
Chrome/White
Metal



95603
White/Gold
Metal



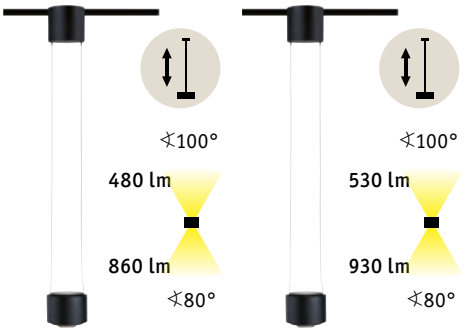
95604
Black/Gold
Metal



LED complete pendant

LED included – the perfect lighting for your coffee table or dining table.
The pendants can be shortened.

dimmmable
= 19



Pendulum Aldan
incl. 1x8,5 / 1x4,5W
860 + 480 lm,
2.700 K
85 mm 20-150 cm
ø98 mm
B 94972
CM 95520
SW 94903

Pendulum Aldan
incl. 1x8,5 / 1x4,5W
930 + 530 lm,
4.000 K
85 mm 20-150 cm
ø98 mm
B 96813
CM 96811
SW 94904



Incl. insertable diffuser



Pendulum Barrel
incl. 1x6W
370 lm, 2.700 K
106°, 139 cd
230V
135 cm ø85 mm
CM 95177

Pendulum Capsule II
incl. 1x6W
545 lm, 2.700 K
130 cm ø87 mm
B 96808
CM 95457

Pendulum Capsule II
incl. 1x6,3W
580 lm, 4.000 K
130 cm ø87 mm
B 96806
CM 96804

Pendulum Arido II
incl. 1x5W
560 lm, 2.700 K
200 mm 158 cm ø110 mm
CM 94998

Pendant luminaires

Without lamp, can be shortened
Choose your own lamp!



Pendulum Catalejo
max. 10 W, GU10
↕383 mm ↕160 cm
ø65 mm
B 96818
CM 96958
SW 94888

Pendulum Sarrasani
max. 20 W, E14
↕140 cm ø140 mm
B 96976
CM 96975

Pendulum Sarrasani
max. 20 W, E14
↕140 cm ø140 mm
B 96974
CM 96972
SW 94885



Pendulum Runa
max. 10 W, GU10
↕118 cm ø35 mm
B 95624
CM 95622
SW 95623

Pendulum Cover
max. 10 W, GU10
↕122 cm ø65 mm
B 95627
CM 95625
SW 95626

Pendulum Cone
max. 10 W, GU10
↕121 cm ø84 mm
B 95630
CM 95628
SW 95629

Pendant accessories

Cable Cover
↕135 ø26 mm
B 95657
CM 97474
SW 95656

Universal Pendant Adapter
↕106 ø62 mm
B 95553
CM 95494

Universal Pendant Adapter
↕100 ø27 mm
B 96914
CM 95551
SW 95655

Single Spot Base

Adapter for any type of URail Spot

- Allows the installation of URail Spots and pendants without the need for an additional rail system
- Mounted directly on the power outlet
- Luminaires in the same design are a great addition for rooms with existing rail system.

Single Spot-Base
max. 50 W
230 V
↕35,5 ø100 mm
B 96822
CM 96820

Starter Set with 3 Spots

Get started now and get creative! Includes power infeed, 1 m rail, connector and three spots without lamps

Starter Set Cover
max. 3x10 W, GU10
↔1,2 m
CM 95462

Starter Set


Suitable for all pendants and spots. Includes flexible power infeed, 3 x 1 m rail and two connectors

Basicsystem
max. 1.000 W
↔3,1 m
CM 95016

Rail lighting on the wall


The URail system is not just great for ceilings, but now is also available for wall mounting!

This innovative solution offers ideal indoor lighting in a minimalist design. The URail power supply with switch enables power to be supplied via sockets for wall applications. You can mount the system both horizontally and vertically on the wall. Please note that this wall application is not suitable for spots designed exclusively for ceiling mounting.



100 cm 100 cm

Line connector
not incl.

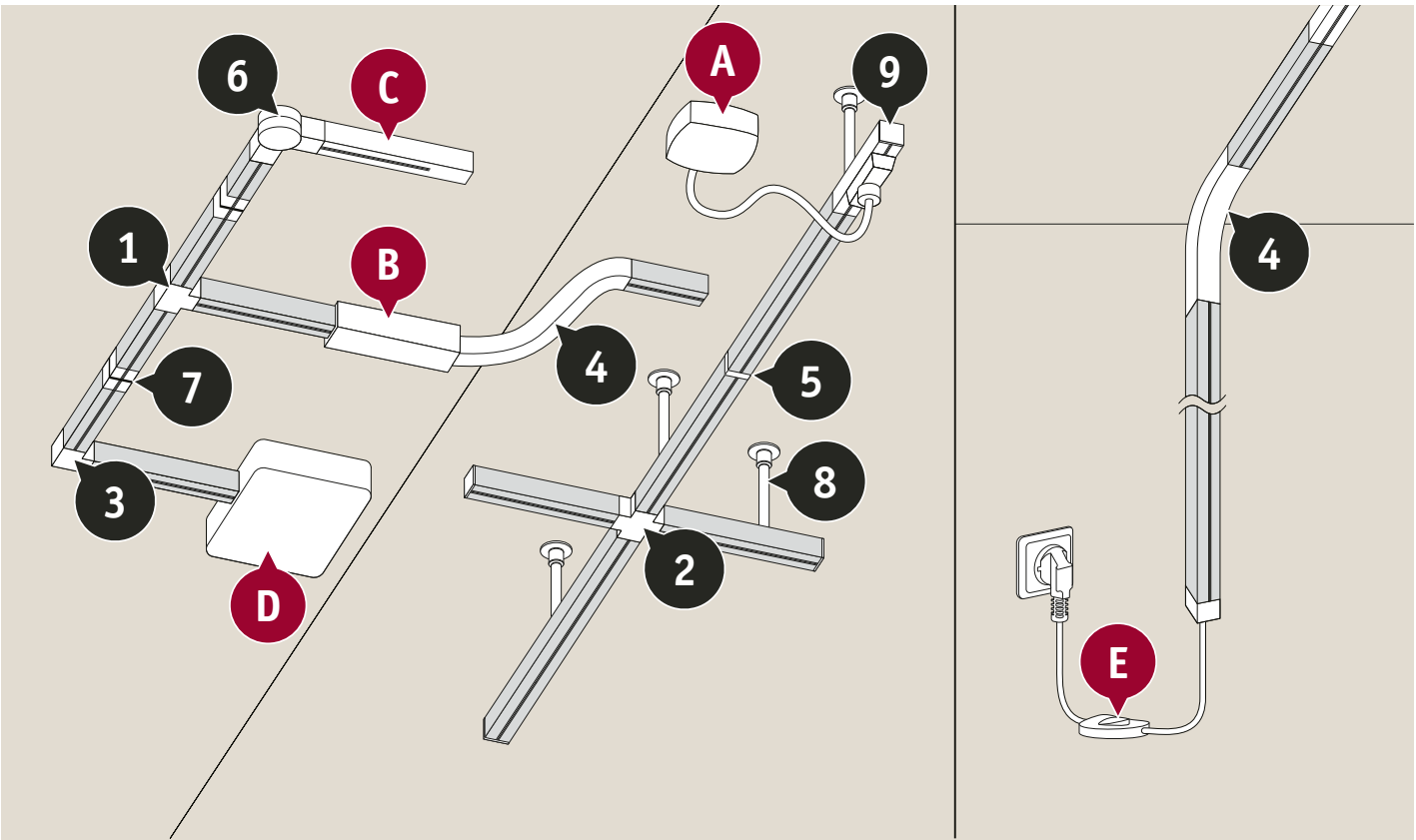


Cable Feed
max. 1000 W
Ø 18 x 18 mm x 2 m

B	95660
CM	95658
SW	95659



Configure your customised URail system



- Power infeeds*

A to E

*Additional line connectors are required to use a power infeed
- Rails

0.1 m to 2 m

Available in: Chrome matt, signal white and black matt
- Connectors

1 to 7
- Accessories

8 to 9

GU10 Lamp

Find the right lamp for your selected spot in the matching system colour



LED Reflector GU10
460 lm, 2.700 K
Ø 54 x 51 mm

B	29148
CM	28753
SW	28752



LED Reflector GU10
460 lm, 4.000 K
Ø 54 x 51 mm

B	28754
CM	28756
SW	28755



LED Reflector GU10 High Power
750 lm, 2.700 K
Ø 54 x 51 mm

B	29166
CM	29168
SW	29170



LED Reflector GU10 High Power
750 lm, 4.000 K
Ø 54 x 51 mm

B	29167
CM	29169
SW	29171

URail Planning Aid

A great way to design your customised rail system

Choose spots and pendants

☐ = 4-12

All you need are the spots, panels and pendants of your choice – which you can choose on the previous pages.

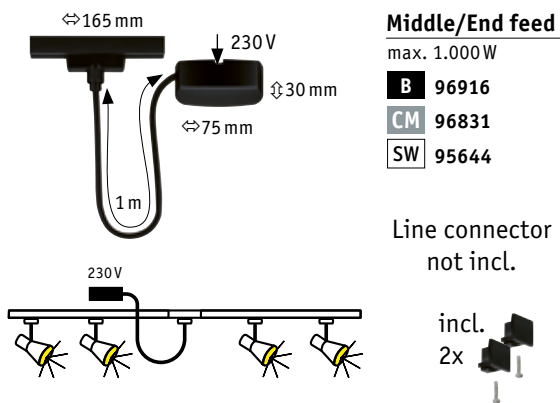
Choose rails

Track	⇄ 0,1 m	⇄ 0,5 m	⇄ 1 m	⇄ 1,5 m	⇄ 2 m
max. 1000 W, 230 V ⇄ 18 ⇄ 18 mm	B 96902 CM 95086 SW 95637	B 96903 CM 96854 SW 95638	B 96904 CM 96833 SW 95639	B 95666 CM 95665 SW 95640	B 96905 CM 96834 SW 95641

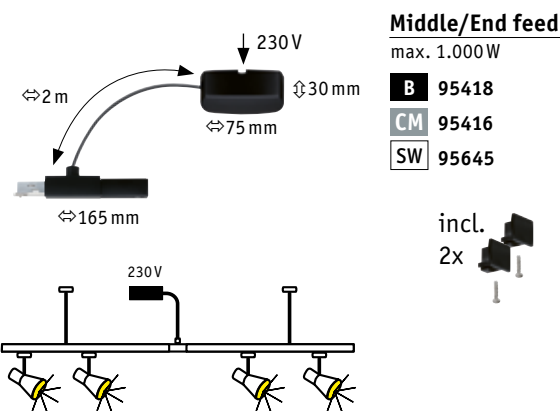
Select power supply ...

The power infeed is placed on your 230V power outlet.
From here, you can either lay your rails in one direction with an end feed, or in two directions with a middle feed.

A Middle/End power feed with cable

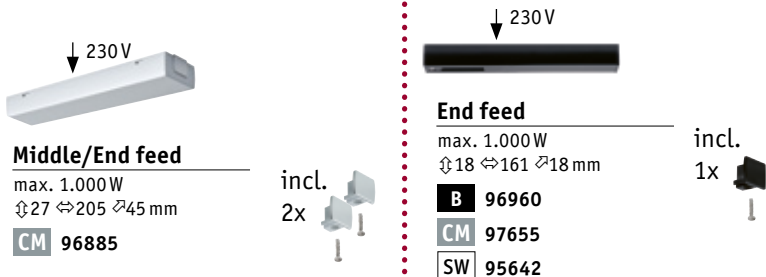


A Middle/End power feed with cable

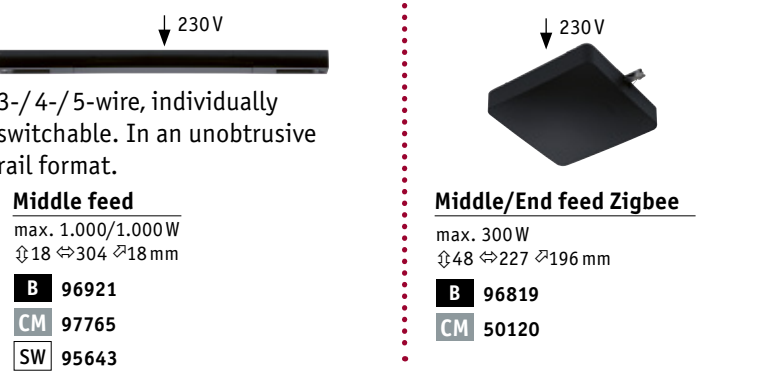


Suitable for suspended rail systems

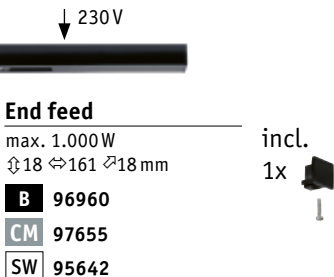
B Middle/End power feed



B Middle feed




C End power feed



D ZigBee end power feed



E Cable feed with switch



... and choose connectors

This product lets you connect the rails to the infeed and to other rails.

1 T-Connector
⇄ 18 ⇄ 104 ⇄ 62 mm
B 96907
CM 97656
SW 95647

2 X-Connector
⇄ 18 ⇄ 104 ⇄ 104 mm
B 96908
CM 97657
SW 95648

3 L-Connector
⇄ 18 ⇄ 62 ⇄ 62 mm
B 96906
CM 97648
SW 95646

4 Flex Connector II
max. 1000 W
⇄ 18 ⇄ 227 ⇄ 18 mm
B 96910
CM 95325
SW 95650

5 Line Connector
⇄ 15 ⇄ 70 ⇄ 11 mm
B 95136

6 Angle Connector
⇄ 18 ⇄ 157 ⇄ 36 mm
B 96909
CM 96964
SW 95649

7 Power isolating link
⇄ 18 ⇄ 70 ⇄ 18 mm
B 95652
CM 95140
SW 95651

Add matching accessories

9 Universal Endcap
⇄ 18 ⇄ 13 ⇄ 21 mm
B 96961
CM 95496
SW 95653

Safety Cover strip
⇄ 10 mm ⇄ 0,68 m
W 95126
B 95415

Cover Connector-Inlay
⇄ 10 mm ⇄ 0,7 m
B 95554
SA 95661

8 Suspension 105 mm
⇄ 105 ⇄ 23 mm
B 96994
CM 97599
SW 95654

8 Suspension
⇄ 125/250 ⇄ 18 mm
B 95149

8 Suspension Cable 2000 mm
⇄ 2000 ⇄ 18 mm
B 95150

Illuminated LED connectors

Dimmable, non-replaceable LED

LED End Cap
incl. 1x5,8 W
501 lm, 2.700 K
⇄ 80°
⇄ 27 ⇄ 141 ⇄ 57 mm
B 96995
CM 95479

LED Line Connector
incl. 1x5,8 W
501 lm, 2.700 K
⇄ 80°
⇄ 27 ⇄ 189 ⇄ 57 mm
B 96996
CM 95477

LED L-Connector
incl. 1x5,8 W
501 lm, 2.700 K
⇄ 80°
⇄ 27 ⇄ 141 ⇄ 141 mm
B 96997
CM 95485

URail smart controls

URail Smart system components can make dimmable URail luminaires smart-controllable. Not compatible with smart lamps.



Middle/End feed Zigbee

max. 300 W
48 ⇄ 227 196 mm
B 96819
CM 50120

For switching and dimming downstream rail sections in Smart Home systems. The rail switch is installed between two rails or between the infeed and the rail.



Dimm/Switch Controller Zigbee

max. 400 W
35 ⇄ 155 56 mm
B 96815
CM 50050

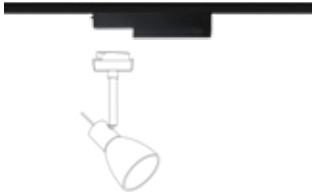
For switching and dimming downstream rail sections in Smart Home systems. The dimming/switch adapter is installed between two rails or between the infeed and the rail.



Spot Adapter Zigbee

max. 50 W
50 ⇄ 166 20 mm
B 95524
CM 96893

For switching and dimming individual spots or groups of spots. The adapter is installed between the rail and the spot.



Remote controls

Remote controls are suitable both for controlling URail Smart components and for controlling smart lamps.



Basic Remote

125 ⇄ 35 10 mm
50141

For switching and dimming, as well as setting the white tones for a Smart Home system.



Gent 2 Smart Remote

137 ⇄ 45 13 mm
50140

For switching and dimming, as well as setting the white tone and colour for a Smart Home system.



Spot Luxe Zigbee

incl. 1x4,8 W, 350 lm,
2.200 – 6.500 K
163 ⇄ 90 65 mm
B 95664
CM 95662
SW 95663

Spots with standard fittings can be fitted with smart lamps and the URail system can also be used with smart control.



LED Reflector GU10 Zigbee

4,8 W
B 29148 3x B 29153
CM 29149
SW 29147

Lighting control



Dimmable
Continuously variable dimming without changing the light colour.*



3-step dim
3-step dimming: pressing a standard light switch cycles through the three dimming levels.



White switch
Select from two white tones (warm white or neutral white) by pressing an existing commercial light switch.



*For selecting the dimmer
*Please read our item descriptions on www.paulmann.com to help choose the right dimmer for your purposes

Ready for

- Amazon Echo Smart Speaker with Zigbee interface
- Philips Hue Bridge 2 (except for: Hue Entertainment & Apple HomeKit)
- Paulmann Gent 2 remote control 50140
- Paulmann Basic remote control 50141

voice and app control with Zigbee 3.0 Gateway

Direct control

More info:

www.paulmann.com/zb

URail

Distribute LED spotlights and pendants throughout your home

Introduce various forms of lighting to your home using just a single power infeed. Give the different areas of a room their own unique atmosphere while maintaining a harmonious overall impression. Connect a total of up to 40 metres of rail and 1000 watts of lighting output. URail is a mains voltage system (230 V) and therefore does not require a transformer as it is connected directly to the mains. Spotlights and pendants can be easily moved along the rails – perfect for large dinner parties. You can dim your system with clever accessories – no wall-mounted dimmer switch necessary. You can also integrate it into Smart Home systems.



Depending on the height of your ceiling, you can choose between two types of installation: the rails can be mounted on spacers or directly on the ceiling.



Visit us at YouTube!

We use short videos to show you how to light up your home.

www.youtube.com/PaulmannLighting



More information about URail in the info portal

<https://www.paulmann.com/info-urail-flyer/>

