



Lighting upgrades for your furniture: **Clever Connect**



5 Jahre Year Ans
Jaar Años Annos
Garantie
www.paulmann.com/guarantee

Luminaires

on top of cabinet/at cabinet base

Spot Mike
incl. 1x2W
195lm
⌀35 ⇨70 ⇨245mm
999.49

Spot Mike
incl. 1x2W
195lm
⌀35 ⇨70 ⇨245mm
999.50

Strip 1 m
incl. 1x6,5W
550lm
⇨1.000 ⇨12,5mm
999.72

Luminaires

underneath the wall-mounted cabinet

Spot Neda
incl. 1x2,1W
180lm
⌀70 ⇨64 ⇨151mm
999.57

Spot Neda
incl. 1x2,1W
180lm
⌀70 ⇨64 ⇨151mm
999.56

Spot Trigo
incl. 1x2,1W
190lm
⌀45 ⇨124 ⇨141mm
999.59

Spot Trigo
incl. 1x2,1W
190lm
⌀45 ⇨124 ⇨141mm
999.58

Spot Border 300 mm
incl. 1x5W
460lm,
⌀8 ⇨300 ⇨38mm
999.62

Spot Border 500 mm
incl. 1x7,5W
700lm,
⌀8 ⇨500 ⇨38mm
999.63

Border Edge-Connector
⇨50 ⇨50mm
999.64

Border T-Connector
⇨50 ⇨50mm
999.65

Border X-Connector
⇨50 ⇨50mm
999.66

Border Wall-Connector
⌀38 ⇨24 ⇨24mm
999.67

Border Line-Connector
⇨37 ⇨20mm
999.92

Spot Barre 350 mm
incl. 1x3,5W
330lm
⌀10 ⇨350 ⇨25mm
999.68

Spot Barre 550 mm
incl. 1x6,5W
610lm
⌀10 ⇨550 ⇨25mm
999.69

Barre Edge-Connector
⌀10 ⇨50 ⇨50mm
999.70

Barre Line-Connector
⌀10 ⇨50 ⇨25mm
999.71

Spots can be interlinked via a connector

Panel Flad
incl. 1x6W
600lm
⌀7,6 ⇨200 ⇨300mm
999.51

Luminaires

in cabinets

Spot Disc
incl. 1x2,1W
175l
⌀17 ⌀65mm
999.52

Spot Disc
incl. 1x2,1W
175l
⌀17 ⌀65mm
999.53

Spot Medal
incl. 1x2,3W
155lm
⌀15 ⌀43mm
999.54

Spot Medal
incl. 1x2,3W
155lm
⌀15 ⌀43mm
999.55

Spot Pola
incl. 1x2,5W
145lm
⌀4 ⇨70 ⇨70mm
999.61

Spot Pola
incl. 1x2,5W
145lm
⌀4 ⇨70 ⇨70mm
999.60

Transformers

3 Ports

Trafo 230/12V
incl. 12VA
max. 12W
⌀18 ⇨72 ⇨31mm
999.46

4 Ports

Trafo 230/12V
incl. 25VA
max. 25W
⌀19 ⇨81 ⇨30mm
999.47


8 Ports

Trafo 230/12V
incl. 36VA
max. 36W
⌀19 ⇨82 ⇨54mm
999.48

Accessories

Dimming and tunable white can be controlled via remote control – can also be used as wall switch with a magnetic holder

Switch Bowl
incl. battery 1xCR2450
⌀23 ⌀71mm
999.76



Paulmann

Clever Connect

Furniture luminaire system
Smart LED light for kitchen and living areas


tunable white

2019 EN 505-400102

Clever Connect – Lighting upgrades made simple



- Individual, freely combinable furniture lighting **in one system** – easily extendible at any time
- **Easy installation** thanks to **Plug & Play** concept and intelligent cable routing
- Tunable white combines **work ambience** with **mood lighting**



Clever Connect – 12 V furniture luminaire system

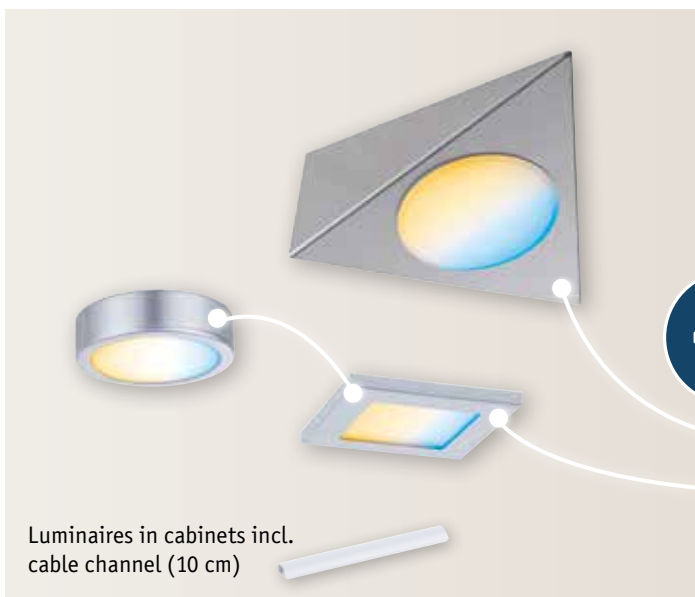
- Furniture illumination can be combined individually and expanded at any time with the Clever Connect system. The components are easily combined via plug connectors.
- These freely selectable luminaires can be used anywhere, and they are easy to attach – stick or screw on. They also offer flexibility when it comes to connection: One luminaire can be connected to the next or by using the connector box on the transformer which can be selected depending on the required total output.
- All luminaires are dimmable and compatible with tunable white – the functions can be operated via the unique remote control for the Clever Connect system. With a magnetic holder, this can also be used as a wall switch for convenient control of the entire system.

Step 1: Select luminaires freely

Easy Plug & Play

Select luminaires according to your preferences for application on a cabinet top, inside a cabinet, under a wall-mounted cabinet or on a cabinet base: Interlinking via the connector box on the transformer or from one luminaire to the next

- Cable (2 m) with plug-in connection included in delivery of the luminaires. Luminaires with a second cable (0.5 m) can be interlinked together (max. 5 units) and therefore do not need to be individually connected to the connector box: instead, they can join together at a single socket on the box
- Glued or bolted attachment possible




Step 2: Select the right transformer

- Select transformer incl. connector box based on the required total output, for example:

$$2 \times 2,5 \text{ W} + 3 \times 2,1 \text{ W} + 3 \times 2,1 \text{ W} = 17,6 \text{ W}$$

Trafo 230/12V, 12VA max. 12W 999.46	Trafo 230/12V, 25VA max. 25W 999.47 ✓	Trafo 230/12V, 36VA max. 36W 999.48
---	---	---



Step 3: Select accessories

Tunable white

In every luminaire – remote control (Item No. 999.76), magnetic wall mounting bracket

- Tunable white offers a variable selection of white tones, from the warm white range (2,700 K) for relaxation to daylight white (6,500 K) for activities requiring concentration



Starter sets

Including luminaires and transformer

Unpack and get started – perfect to ease your way into the system

Starter Set Mike
incl. 2x2W
2x195 lm
max. 12W
230/12V, incl. ⚡ 12VA
⌀ 35 ⇄ 70 ⇄ 245 mm
999.73

Starter Set Disc
incl. 3x2,1W
3x175 lm
max. 12W
230/12V, incl. ⚡ 12VA
⌀ 17 ⇄ 65 mm
999.75

Starter Set Trigo
incl. 3x2,1W
3x190 lm
max. 12W
230/12V, incl. ⚡ 12VA
⌀ 45 ⇄ 124 ⇄ 141 mm
999.74